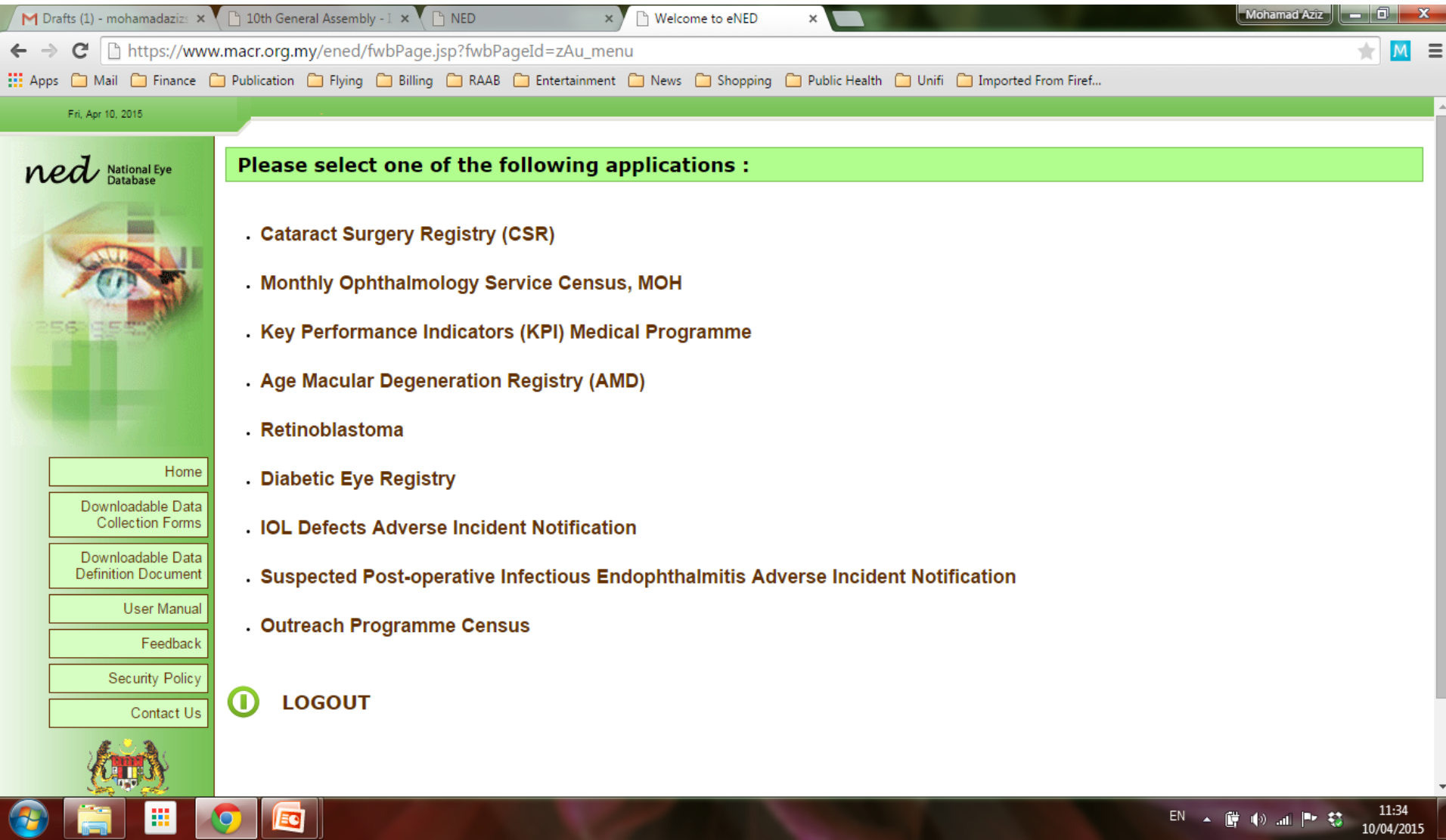


Monthly Ophthalmological Census



List of NED web-application




The screenshot shows a web browser window with the URL https://www.macr.org.my/ened/fwbPage.jsp?fwbPageId=zAu_menu. The page title is "Please select one of the following applications :". The sidebar on the left contains the following navigation links: Home, Downloadable Data Collection Forms, Downloadable Data Definition Document, User Manual, Feedback, Security Policy, and Contact Us. The main content area lists the following applications:

- . Cataract Surgery Registry (CSR)
- . Monthly Ophthalmology Service Census, MOH
- . Key Performance Indicators (KPI) Medical Programme
- . Age Macular Degeneration Registry (AMD)
- . Retinoblastoma
- . Diabetic Eye Registry
- . IOL Defects Adverse Incident Notification
- . Suspected Post-operative Infectious Endophthalmitis Adverse Incident Notification
- . Outreach Programme Census

At the bottom of the main content area, there is a "LOGOUT" button with an information icon.

EN 11:34 10/04/2015

Reflection



So far, we have shown you how CSR works. We also have shown you how CSR is linked to eCUSUM and its notification components (IOL defect and endophthalmitis)

Another application which is essential for CSR to function is the Monthly Ophthalmological Census



Why do we need Census for Cataract Surgery Registry?



This is because you will need the total number of cataract surgery recorded in census to calculate CSR ascertainment

$$\text{CSR Ascertainment} = \frac{\text{Total Number of Cataract Surgery Registered to CSR}}{\text{Total Number of Cataract Surgery Recorded in Census}} \times 100$$

Percentage ascertainment is
a compliance indicator of
your department in
submitting data to CSR




NOW I KNOW
(THAT'S HALF THE BATTLE!)



- You have so many types of census to collect. Some may come in separate sections
- Subjected to local policy and practice, data for these sections are collected at different locations by different staff
- They are like scattered puzzle...



Why not feed these data into a central census? Safely put them in NED Monthly Ophthalmological Census - to be used by your own department.



A resolved puzzle will give you a full picture of issues in your department



- Sit down with your NED MO and work out the process.
- NED MO will oversee the process of placing data in NED.
- NED MO will present data during CME as part of his duty at the end of his rotational posting.
- Gap analysis can be performed during his presentation.
- Gap analysis will help improve performance of service in your department.

BENEFITS



- Monthly Ophthalmological Census will help you in having a one stop center for all core census data in your department
- You can then download these data and analyse them – anytime, anywhere

BENEFITS



- Data will help you in planning, developing, implementing, monitoring and evaluating general and subspeciality services in your department
- Data will also help if you need to plan for outreach and expand your department's services

BENEFITS



- In simple term, properly collected data will help you procure manpower, drugs, consumables and equipments



How to Download Data from Monthly
Ophthalmological Census?

You can download data from
Census using 2 functions:
-Report Download
-Data Download



Method to download is similar.
Both reports are in real-time.

Data Download gives you excel file
with variables which you can pre
select from the Census Form



Report Download gives you
descriptive tables with all variables
in Census Form

Please click: <http://www.acrm.org.my/ned/>

The screenshot shows a web browser window with the URL www.acrm.org.my/ned/. The page header includes the date "Friday, April 10, 2015" and the NED logo "National Eye Database". Below the header is a navigation menu with categories: Registries, Performance Monitoring, and Service Monitoring and Surveillance. The main content area features a section titled "National Eye Database (NED)" with a description of the service. A cartoon character of a man in a suit holding a briefcase is positioned next to the text. A blue arrow points to a "Click here" button, which is linked to "Age Related Macular Degeneration". The right sidebar contains "SPONSORS" (including the Malaysian Society of Ophthalmology) and "CONTACT US" information (Manager, address, phone, fax, email, and website). The browser's taskbar at the bottom shows various application icons and the system clock displaying 10:48 on 10/04/2015.

Friday, April 10, 2015

NED National Eye Database

Registries Performance Monitoring Service Monitoring and Surveillance

CSR	Retinoblastoma	Diabetic Eye	AMD	eKPI	eCUSUM	Monthly Census	IOL	Infectious Endophthalmitis	Outreach Programme Census
-----	----------------	--------------	-----	------	--------	----------------	-----	----------------------------	---------------------------

National Eye Database (NED)

The National Eye Database (NED) is a service supported by the Ministry of Health (MOH) as an approach to collect health information. It collects data on incidences and distributions, and evaluates risk factors as well as treatment outcome of visually threatening eye diseases such as cataract, diabetic retinopathy, glaucoma and contact lens related corneal ulcer. In the initial phase, NED will collect data on cataract surgery, status of diabetic retinopathy in new diabetic patients, contact lens related corneal ulcer and glaucoma patients. Besides disease registry, NED also collects monthly service census of MOH Ophthalmology departments. The census serves as an effort to monitor key performance indicators of each ophthalmology department in the MOH.

Information collected at NED w program planning and evaluatic

sting the MOH, Non-Governmental Organizations, private healthcare providers and industry in prevention and control as well as continuous improvement of ophthalmic service in the nation.

Registries

[Click here](#)
[Age Related Macular Degeneration](#)


Performance Monitoring

- [Key Performance Indicators \(KPI\)](#)
- [Cumsum Ophthalmology](#)

Service Monitoring and Surveillance

- [Monthly Ophthalmology service census](#)
- [Adverse Incident Reporting for Ophthalmology](#)
- [Adverse Incident Endophthalmitis](#)
- [Outreach Programme Census](#)

SPONSORS


MALYSIAN SOCIETY OF OPHTHALMOLOGY

CONTACT US

Manager,
The Manager
National Eye Database
Clinical Research Centre
Kepong-Selayang Highway
68100, Batu Caves
Selangor.

Phone: 603-6120 3233 ext 4320
Fax: 603-6120 2761
Email: ned@acrm.org.my
Website: <http://www.acrm.org.my>

Dropbox 3.2.9
Up to date

10:48
10/04/2015

Username and Password

ned National Eye Database

256 353

Home

Downloadable Data Collection Forms

Downloadable Data Definition Document

User Manual

Feedback

Security Policy

Contact Us

Malaysia

>Welcome to
National Eye Database -
NED Web Application

To access eNTR Cornea Transplant, click [here](#)

To access NED web application
Sign in to NED

Username:

Password:

Sign in

[Forgot password?](#)

Need Assistance?

Registration
Contact the eNED Manager at:
Tel: 603 - 6120 3233 ext 4320

Technical problem
Contact the eNED Administrator at:
Tel: +603-40418615 / +603-40428615

Monday - Friday 8.30am - 5pm

Enter username and password

Mohamad Aziz

11:22
10/04/2015

Authorization code

The screenshot shows a web browser window with the URL https://www.macr.org.my/ened/fwbPage.jsp?fwbPageId=zAu_MobileAuth. The browser's address bar shows the URL, and the page title is "Welcome to eNED". The browser's taskbar shows several open tabs, including "Drafts (1) - mohamadaziz...", "10th General Assembly - 1...", "NED", and "Welcome to eNED". The browser's toolbar shows the address bar, back, forward, and refresh buttons, along with a search icon and a menu icon. The browser's sidebar shows a list of folders: Apps, Mail, Finance, Publication, Flying, Billing, RAAB, Entertainment, News, Shopping, Public Health, Unifi, and Imported From Firef... The browser's status bar shows the date and time: "Fri, Apr 10, 2015".

The page content includes a "Confidentiality Statement" section with the following text:

You are about to gain access to the National Eye Database (eNED) Web Application. By proceeding, you are agreeing to maintain the confidentiality of all information made available to you through this application. Any unauthorized access, use and/or disclosure of information shall be construed under the laws of Malaysia, and any action instituted pursuant to the terms of the Confidentiality Statement in the Governance Manual of the NED, shall be brought in the Court of Malaysia. Actions may include but not limited to suspension or dismissal, an action for civil damages, an action for criminal charges, and/or disciplinary action including but not limited to suspension or dismissal.

The security of your data is of utmost concern to us. We practice strong security measures to prevent unauthorised access and interference of transactions and data. Read more about our policies and practices.

The login form on the right side of the page includes the following fields and buttons:

- Username: aziz
- Auth Code:
- Submit button
- [Auth Code help](#)

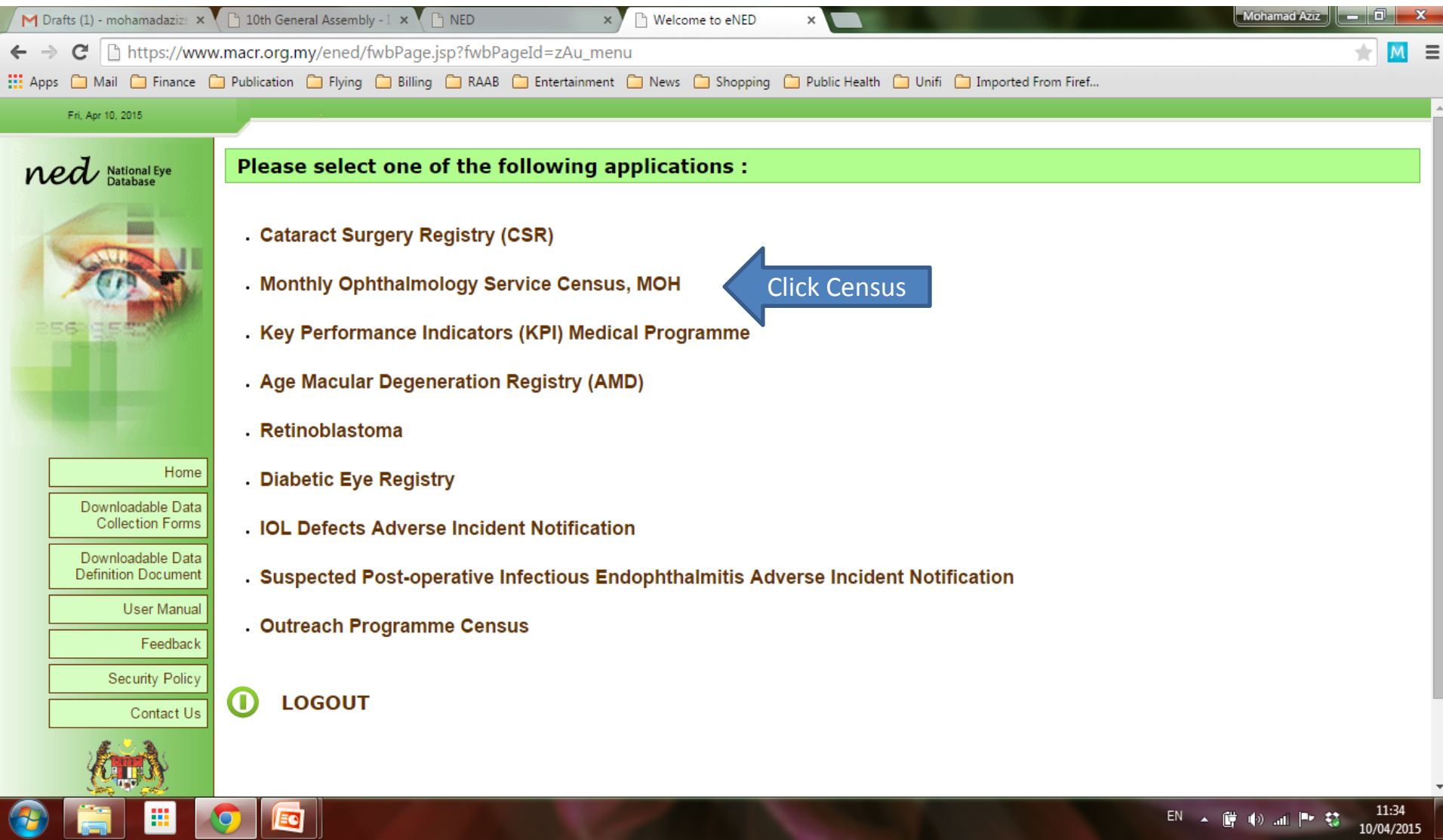
A blue arrow points to the Auth Code field with the text "Enter code".

The page footer includes a navigation menu with the following links:

- Home
- Downloadable Data Collection Forms
- Downloadable Data Definition Document
- User Manual
- Feedback
- Security Policy
- Contact Us

The page also features the logo of the National Eye Database (ned) and the Malaysian coat of arms.

The first page you will see after you logged in



The screenshot shows a web browser window with the URL https://www.macr.org.my/ened/fwbPage.jsp?fwbPageId=zAu_menu. The page title is "Please select one of the following applications :". The left sidebar contains the "ned National Eye Database" logo and a list of links: Home, Downloadable Data Collection Forms, Downloadable Data Definition Document, User Manual, Feedback, Security Policy, and Contact Us. The main content area lists several applications:

- . Cataract Surgery Registry (CSR)
- . Monthly Ophthalmology Service Census, MOH
- . Key Performance Indicators (KPI) Medical Programme
- . Age Macular Degeneration Registry (AMD)
- . Retinoblastoma
- . Diabetic Eye Registry
- . IOL Defects Adverse Incident Notification
- . Suspected Post-operative Infectious Endophthalmitis Adverse Incident Notification
- . Outreach Programme Census

A blue arrow points to the "Monthly Ophthalmology Service Census, MOH" link with the text "Click Census". At the bottom left, there is a "LOGOUT" button with an information icon.

Windows taskbar at the bottom shows the date 10/04/2015 and time 11:34.

Census - Report Download

Monthly Ophth

59 : 45

Census Report

Click Report

aziz - (Manager)

Change Password Pending Task Home Logout

Hospital
Census ID
Census Year
Census Month

Equal to (S)

Show Show All

≥ 2009

No.	Census ID	Hospital	Census Year	Census Month	
1	3884	Hospital Sarikei	2015	May	
2	3883	Hospital Sarikei	2015	March	
3	3882	Hospital Batu Pahat	2014	December	
4	3881	Hospital Batu Pahat	2014	November	
5	3880	Hospital Batu Pahat	2014	October	
6	3879	Hospital Batu Pahat	2014	September	
7	3878	Hospital Batu Pahat	2014	August	
8	3877	Hospital Batu Pahat	2014	July	

puzzle.jpg download (3).jpg download (2).jpg

Show all downloads...

11:21 01/06/2015

Census - Report Download

Google+ letter - mohamadazizsal... NED National Eye Database (NI x Mohamad Aziz

← → ↻ <https://www.macr.org.my/ened/fwPage.jsp?fwbPageId=CensusReportIndex&appType=4> ★ M ☰

Apps ★ Bookmarks Mail Finance Publication Flying Billing RAAB Entertainment News Shopping Public Health Unifi Imported From Firef...

59:05 Monthly Ophthalmology Service Census, MOH

aziz - (Manager)

Census Report Data Download User Admin Site Management Change Password Pending Task Home Logout

Report

Listing

1.	Census Report By SDP by Year
3.	Census Aggregated Report
4.	Census Not Submitted List By Year By Month

Copyright © 2010 Altus Solutions Sdn Bhd. All rights reserved.

This application supports Microsoft Internet Explorer 7.0 and above and Mozilla Firefox 8.0 and above.

Windows taskbar: 11:23 01/06/2015

Census - Data Download

Monthly Ophthalmology Service Census, M

Click Data Download

Home Logout

Hospital: Equal to (S)
Census ID: Equal to (S)
Census Year: Equal to (S)
Census Month: Equal to (S)

Show Show All

≥ 2009

No.	Census ID	Hospital	Census Year	Census Month
1	3884	Hospital Sarikei	2015	May
2	3883	Hospital Sarikei	2015	March
3	3882	Hospital Batu Pahat	2014	December
4	3881	Hospital Batu Pahat	2014	November
5	3880	Hospital Batu Pahat	2014	October
6	3879	Hospital Batu Pahat	2014	September
7	3878	Hospital Batu Pahat	2014	August
8	3877	Hospital Batu Pahat	2014	July

11:21 01/06/2015

Census - Data Download

Google+ letter - mohamadazizsal... NED National Eye Database (NI x Mohamad Aziz

https://www.macr.org.my/ened/fwbPage.jsp?fwbPageId=CensusDataDownloadFilter&fwbAction=DataDownload&appType=4

Apps Bookmarks Mail Finance Publication Flying Billing RAAB Entertainment News Shopping Public Health Unifi Imported From Firef...

59:45  Monthly Ophthalmology Service Census, MOH

aziz - (Manager)

Census Report Data Download User Admin Site Management Change Password Pending Task Home Logout

Hospital	Equal to (S) ▾	ALL SDP ▾
Census ID	Equal to (S) ▾	<input type="text"/>
Census Year	Equal to (S) ▾	<input type="text"/>
Census Month	Equal to (S) ▾	<input type="text"/>
Download Format		Excel (xlsx) - For Microsoft Office Excel 2007 ▾

Download

Note: For file size more than 1 MB, the system will automatically compress the file and download in .zip format.
Kindly unzip the file to get the dataset in the file format (MS Excel (.xls), Comma Separated Value (.csv), Text Delimited (.txt)) that you've selected.
Click [here](#) to download the Winzip program.

Check to select all

General Information		
1	Census ID	<input checked="" type="checkbox"/>
2	Hospital	<input checked="" type="checkbox"/>
3	Census Year	<input checked="" type="checkbox"/>
4	Census Month	<input checked="" type="checkbox"/>

Outpatient Inpatient Operation Cataract Diabetic Glaucoma VR Cornea Paed.Opt Oculoplastic Med.Retina Optometry Pub.Health

ALL

Check to select all in Outpatient Section

Section 1: Outpatient		
1	Total Number of Outpatients	<input type="checkbox"/>
2	Total Number of New Cases	<input type="checkbox"/>



Please try
yourself and
explore !



Don't  Forget!

Please submit data monthly

You will not be able to optimise CSR and use your own census data for department's benefit if you enter data late or do not enter data at all



AIM for :

- 100% ascertainment for CSR
- 100% completeness of census submission

Good Luck



To be continued...